



2009-2010 GMT Quarterly Report for District (or Undistricted) **District 300C2**

GMT: **PEI-JEN CHEN**

Location: **M.D. 300 Taiwan**

GMT CA: **5**

CLUBS

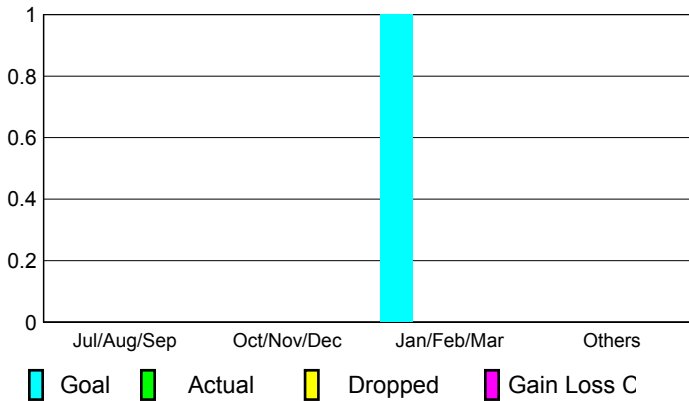
**Club Results
2009-2010**

**Clubs
2008-2009**

Month	New Club Goal	Actual New Clubs	Actual Dropped Clubs	Gain/Loss of Clubs	Gain/Loss of Clubs
Jul/Aug/Sep	0	0	0	0	1
Oct/Nov/Dec	0	0	0	0	0
Jan/Feb/Mar	1	0	0	0	0
Apr/May/June	0	0	0	0	0
Totals	1	0	0	0	1

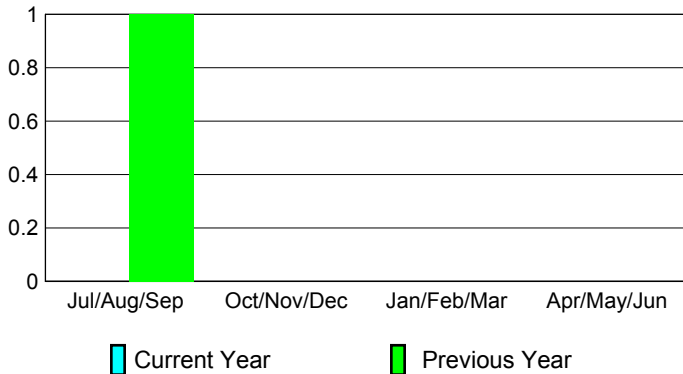
Club Results 2009-2010

Goal, New, Dropped, Gain/Loss



Comparison of Club Gain/Loss

Current Year Compared to the Previous Year



YTD Status Quo Clubs 2009-2010

Status Quo Clubs Compared to Status Quo Members



MEMBERSHIP

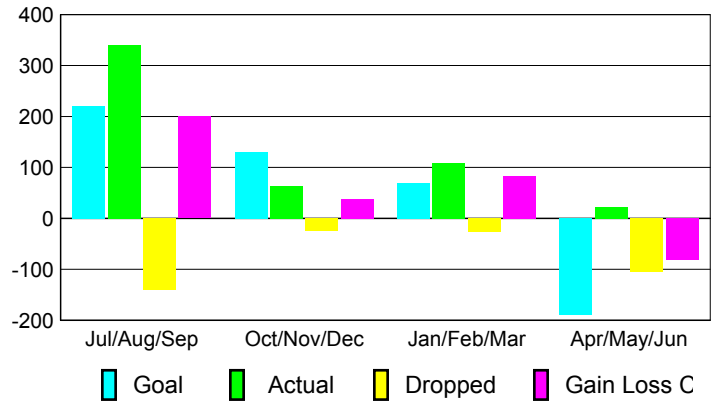
**Membership Results
2009-2010**

**Membership
2008-2009**

Month	Net Memb Goal	Actual New Memb	Actual Dropped Memb	Gain/Loss of Memb	Gain/Loss of Memb
Jul/Aug/Sep	220	341	-141	200	204
Oct/Nov/Dec	130	63	-25	38	41
Jan/Feb/Mar	70	109	-26	83	103
Apr/May/June	-190	23	-105	-82	-322
Totals	230	536	-297	239	26

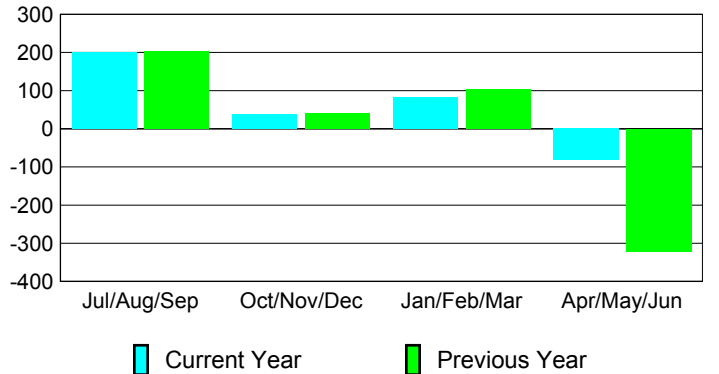
Membership Results 2009-2010

Goal, New, Dropped, Gain/Loss

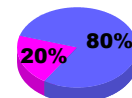


Comparison of Membership Gain/Loss

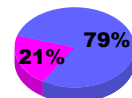
Current Year Compared to the Previous Year



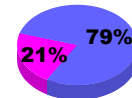
Gender Comparison 2009-2010



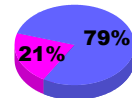
Jul/Aug/Sep



Oct/Nov/Dec



Jan/Feb/Mar



Apr/May/June

Male

Female